


PROBES

SONAR CALIPER



The Sonar Caliper Probe has been developed to provide a scaled and orientated cross-section of large bores, shafts, caverns and trench walls; combining accurate diameter measurement with a fully orientated 360° view of its surroundings.

700kHz and 200kHz models are available to suit varying in-situ fluid conditions.

Principle of Measurement:

Sonar operates by emitting a pulse of sound that is reflected by a solid object; timing the delay between emission and the arrival of the reflected sound wave back at the probe allows for a calculation of distance. The Sonar Caliper Probe makes 400 individual radius measurements in a 360° arc around the probe and then orientates them to magnetic north.

SPECIFICATION:

Features

- Real time large diameter measurement
- Layout orientation/mapping

Measurements

- Spatial diameter
- Orientation
- Spatial volume – derived value

Applications

- Large diameter boreholes (> 1500mm)
- Trench walls
- Shafts, caverns and voids

Operating Conditions

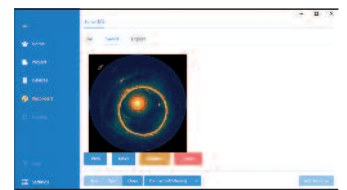
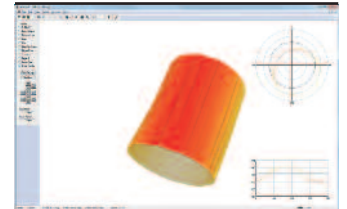
- Borehole type: Fluid filled
- Centralisation: Vertical borehole and central suspension point are advisable
- Recommended Logging Speed: Stationary at discreet points

Specifications

- Max Diameter: 700kHz - 75mm
200kHz - 100mm
- Length: 1.51m
- Weight: 16kg
- Temperature: 70°C
- Pressure: 10MPa
- Range: 700kHz - 50m in clear water and brines
200kHz - TBA

Part Numbers

- 1002193 Sonar Caliper Probe



Examples of logging data

Sonar Caliper Probe

Scan the QR code to go directly to www.robertson-geo.com



1/1